Pin数	尺寸A	尺寸B
2×2	2.54	5.58
2×3	5.08	8.12
2×4	7.62	10.66
2×5	10.16	13.20
2×6	12.70	15.74
2×7	15.24	18.28
2×8	17.78	20.82
2×9	20.32	23.36
2×10	22.86	25.90
2×11	25.40	28.44
2×12	27.94	30.98
2×13	30.48	33.52
2×14	33.02	36.06
2×15	35.56	38.60
2×16	38.10	41.14
2×17	40.64	43.68
2×18	43.18	46.22
2×19	45.72	48.76
2×20	48.26	51.30
2×21	50.80	53.84
2×22	53.34	56.38
2×23	55.88	58.92
2×24	58.42	61.46
2×25	60.96	64.00
2×26	63.50	66.54
2×27	66.04	69.08
2×28	68.58	71.62
2×29	71.12	74.16
2×30	73.66	76.70
2×31	76.20	79.24
2×32	78.74	81.78
2×33	81.28	84.32
2×34	83.82	86.86
2×35	86.36	89.40
2×36	88.90	91.94
2×37	91.44	94.48
2×38	93.98	97.02
2×39	96.52	99.56
2×40	99.06	102.10

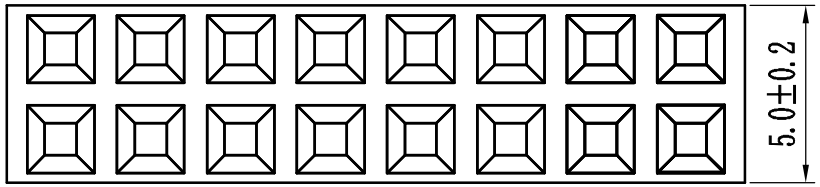

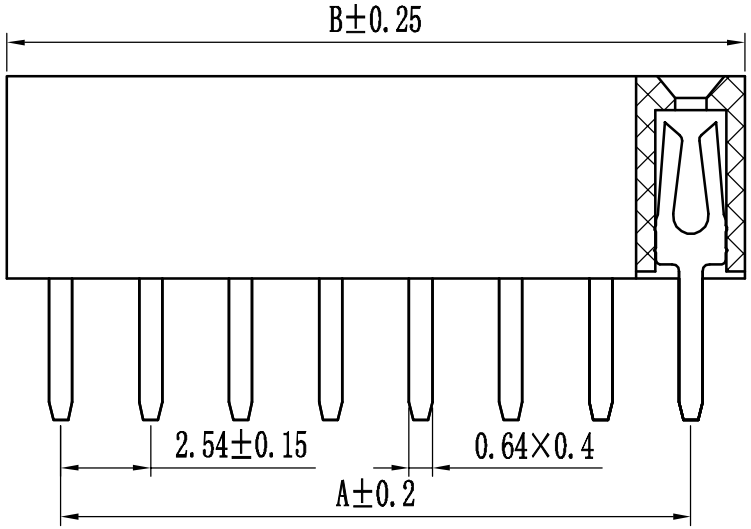

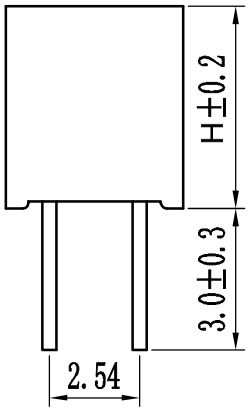

PCB LAYOUT

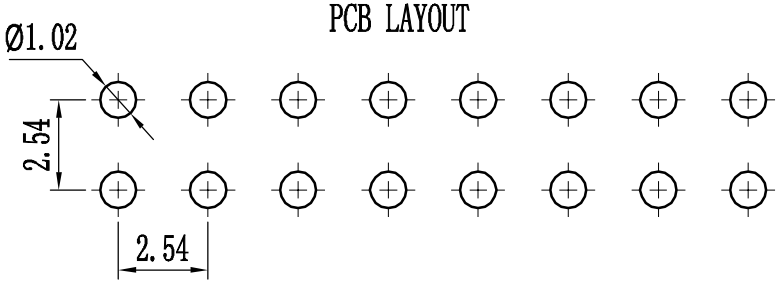

技术规范:

额定电流 : 3AMP

适用温度 : -40℃to+105℃

接触电阻 : 20mΩ Max

绝缘电阻 : 1000MΩ Min

耐电压 : AC 1000V

绝缘材料 : Polyester (UL94V-0)
Standard:PBT

端子材质 : Brass

电镀规范 : Au or Sn Over 50u″ Ni

							角度	±2°							
							X.	±0.25	设计		日期		双排、直插排母，Pitch=2.54		
							.X	±0.15	审核		日期				
							.XX	±0.05	批准		日期				
变更单号	变更标记	变更日期	描述	变更人	审核	批准	未标公差		比例	1:1	单位	mm	页数	1 OF 1	A0