

# FGW40N120WE


## Discrete IGBT (High-Speed W series) 1200V / 40A

### Features

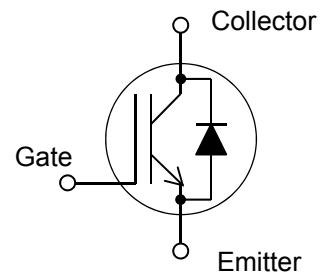
- Low power loss
- Low switching surge and noise
- High reliability, high ruggedness (RBSOA, SCSOA etc.)

### Applications

- Uninterruptible power supply
- PV Power conditioner
- Inverter welding machine



### Equivalent circuit



### Maximum Ratings and Characteristics

#### Absolute Maximum Ratings at T<sub>j</sub>=25°C (unless otherwise specified)

Items	Symbol	Characteristics	Unit	Remarks
Collector-Emitter voltage	V <sub>CEs</sub>	1200	V	
Gate-Emitter voltage	V <sub>GES</sub>	±20	V	
DC Collector Current	I <sub>C@25</sub>	65	A	T <sub>c</sub> =25°C, T <sub>j</sub> =150°C
	I <sub>C@100</sub>	40	A	T <sub>c</sub> =100°C, T <sub>j</sub> =150°C
Pulsed Collector Current	I <sub>CP</sub>	160	A	Note *1
Turn-Off Safe Operating Area	-	160	A	V <sub>CE</sub> ≤1200V, T <sub>j</sub> ≤175°C
Diode Forward Current	I <sub>F@25</sub>	60	A	
	I <sub>F@100</sub>	40	A	
Diode Pulsed Current	I <sub>FP</sub>	160	A	Note *1
Short Circuit Withstand Time	t <sub>sc</sub>	5	μs	V <sub>CE</sub> ≤600V, V <sub>GE</sub> =15V T <sub>j</sub> ≤150°C
IGBT Max. Power Dissipation	P <sub>D_IGBT</sub>	430	W	T <sub>c</sub> =25°C
FWD Max. Power Dissipation	P <sub>D_FWD</sub>	190	W	T <sub>c</sub> =25°C
Operating Junction Temperature	T <sub>j</sub>	-40~+175	°C	
Storage Temperature	T <sub>stg</sub>	-55~+175	°C	

Note \*1 : Pulse width limited by T<sub>jmax</sub>.

#### Electrical characteristics at T<sub>j</sub> = 25°C (unless otherwise specified) Static Characteristics

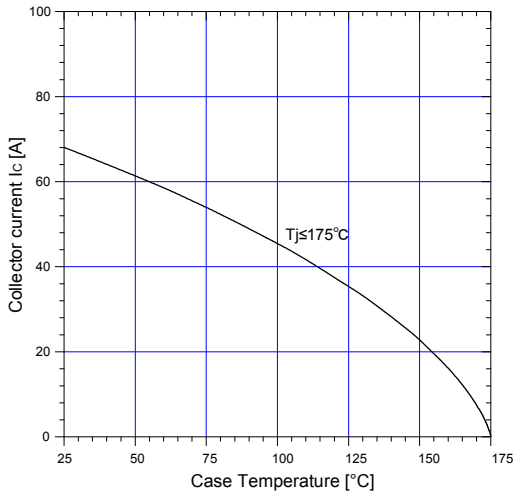
Description	Symbol	Conditions	min.	typ.	max.	Unit	
Zero Gate Voltage Collector Current	I <sub>CES</sub>	V <sub>CE</sub> = 1200V, V <sub>GE</sub> = 0V	T <sub>j</sub> =25°C	-	-	250	μA
			T <sub>j</sub> =175°C	-	-	2	mA
Gate-Emitter Leakage Current	I <sub>GES</sub>	V <sub>CE</sub> = 0V, V <sub>GE</sub> = ±20V	-	-	200	nA	
Gate-Emitter Threshold Voltage	V <sub>GE(th)</sub>	V <sub>CE</sub> = 20V, I <sub>c</sub> = 40mA	5.0	6.0	7.0	V	
Collector-Emitter Saturation Voltage	V <sub>CE(sat)</sub>	V <sub>GE</sub> = 15V, I <sub>c</sub> = 40A	T <sub>j</sub> =25°C	-	2.0	2.6	V
			T <sub>j</sub> =175°C	-	2.6	-	
Input Capacitance	C <sub>ies</sub>	V <sub>CE</sub> =25V	-	2500	-	pF	
Output Capacitance	C <sub>oes</sub>	V <sub>GE</sub> =0V	-	110	-		
Reverse Transfer Capacitance	C <sub>res</sub>	f=1MHz	-	34	-		
Gate Charge	Q <sub>G</sub>	V <sub>CC</sub> = 400V I <sub>c</sub> = 40A V <sub>GE</sub> = 15V	-	120	-	nC	
Turn-On Delay Time	t <sub>d(on)</sub>	T <sub>j</sub> = 25°C	-	36	-	ns	
Rise Time	t <sub>r</sub>	V <sub>CC</sub> = 600V	-	66	-		
Turn-Off Delay Time	t <sub>d(off)</sub>	I <sub>c</sub> = 40A	-	178	-		
Fall Time	t <sub>f</sub>	V <sub>GE</sub> = 15V	-	40	-		
Turn-On Energy	E <sub>on</sub>	R <sub>G</sub> = 10Ω L = 500μH	-	3.0	-	mJ	
Turn-Off Energy	E <sub>off</sub>	Energy loss include "tail" and FWD (FDRW30S120J) reverse recovery.	-	1.6	-		
Turn-On Delay Time	t <sub>d(on)</sub>	T <sub>j</sub> = 175°C	-	36	-	ns	
Rise Time	t <sub>r</sub>	V <sub>CC</sub> = 600V	-	58	-		
Turn-Off Delay Time	t <sub>d(off)</sub>	I <sub>c</sub> = 40A	-	220	-		
Fall Time	t <sub>f</sub>	V <sub>GE</sub> = 15V	-	56	-		
Turn-On Energy	E <sub>on</sub>	R <sub>G</sub> = 10Ω L = 500μH	-	4.8	-	mJ	
Turn-Off Energy	E <sub>off</sub>	Energy loss include "tail" and FWD (FDRW30S120J) reverse recovery.	-	2.4	-		
Forward Voltage Drop	V <sub>F</sub>	I <sub>F</sub> =40A	T <sub>j</sub> =25°C	-	2.40	3.36	V
			T <sub>j</sub> =175°C	-	2.10	-	V
Diode Reverse Recovery Time	t <sub>rr</sub>	V <sub>CC</sub> =600V I <sub>F</sub> = 40A	-	0.45	-	ns	
Diode Reverse Recovery Charge	Q <sub>rr</sub>	-di/dt=600A/μs T <sub>j</sub> =25°C	-	2.20	-	μC	
Diode Reverse Recovery Time	t <sub>rr</sub>	V <sub>CC</sub> =600V I <sub>F</sub> =40A	-	0.85	-	μs	
Diode Reverse Recovery Charge	Q <sub>rr</sub>	-di <sub>r</sub> /dt=600A/μs T <sub>j</sub> =175°C	-	7.10	-	μC	

## ● Thermal Resistance

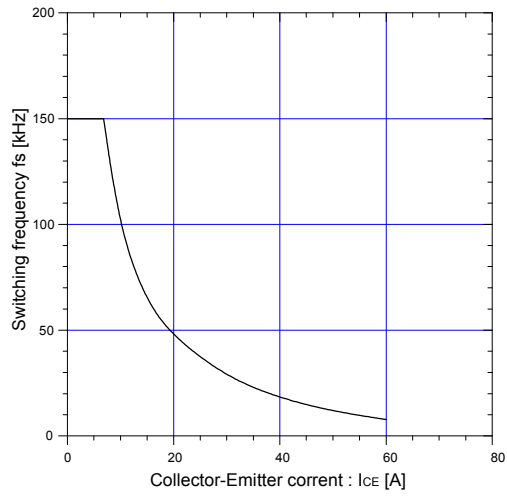
Description	Symbol	min.	typ.	max.	Unit
Thermal Resistance, Junction-Ambient	$R_{th(j-a)}$	-	-	50	°C/W
Thermal Resistance, IGBT Junction to Case	$R_{th(j-c)}_{IGBT}$	-	-	0.347	°C/W
Thermal Resistance, FWD Junction to Case	$R_{th(j-c)}_{FWD}$	-	-	0.781	°C/W

**■ Characteristics (Representative)**

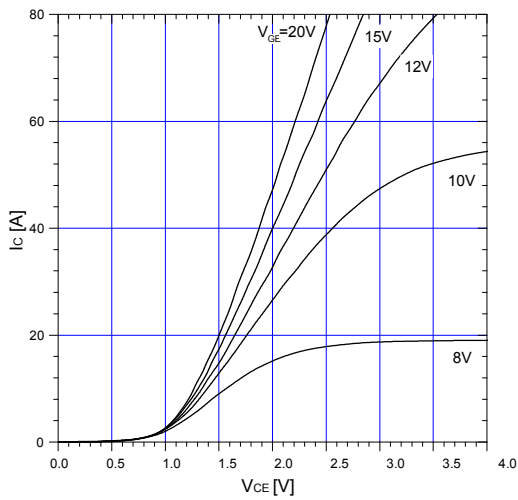
Graph.1  
DC Collector Current vs Tc  
 $V_{GE} \geq +15V, T_j \leq 175^\circ C$



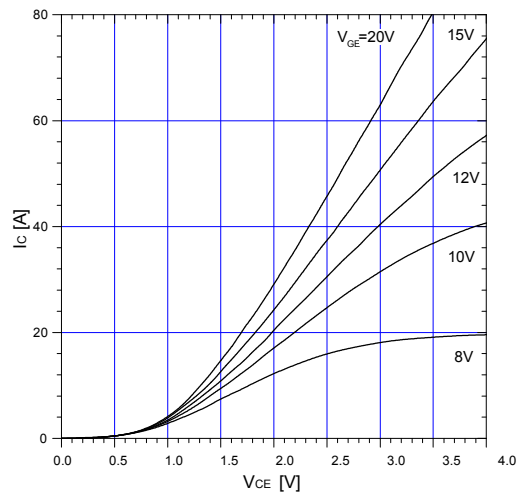
Graph.2  
Collector Current vs. switching frequency  
 $V_{GE} = +15V, T_c \leq 175^\circ C, V_{CC} = 600V, D = 0.5, R_G = 10\Omega, T_c = 100^\circ C$



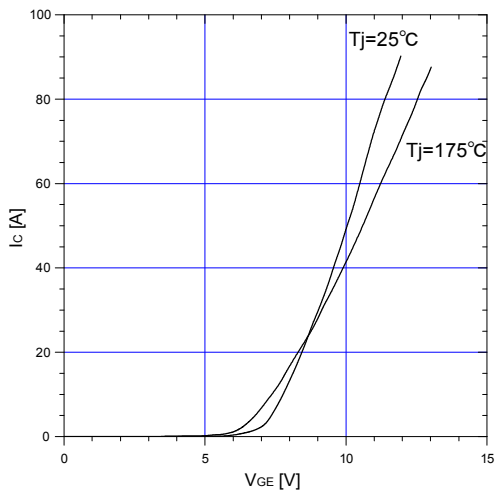
Graph.3  
Typical Output Characteristics ( $V_{CE}-I_c$ )  
 $T_j = 25^\circ C$



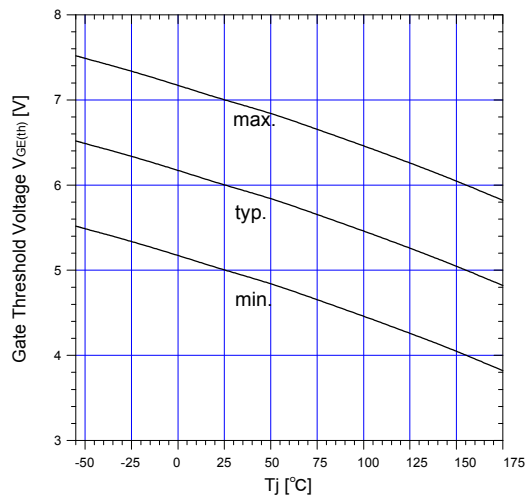
Graph.4  
Typical Output Characteristics ( $V_{CE}-I_c$ )  
 $T_j = 175^\circ C$



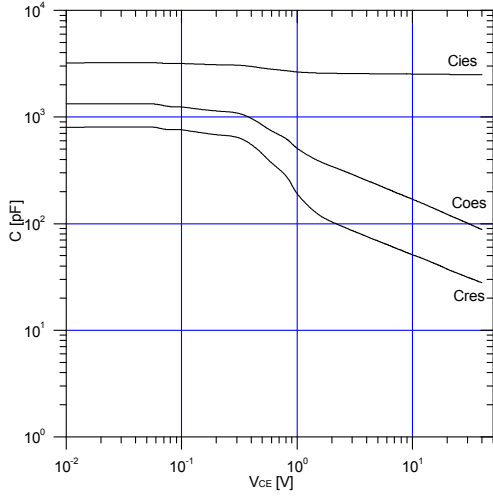
Graph.5  
Typical Transfer Characteristics  
 $V_{CE} = 15V$



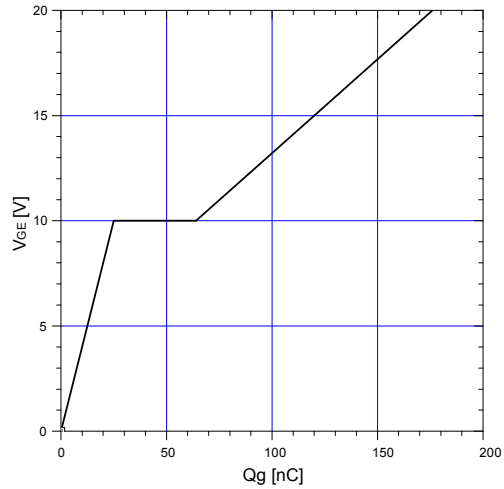
Graph.6  
Gate Threshold Voltage vs. Tj  
 $I_C = 40mA, V_{CE} = 20V$



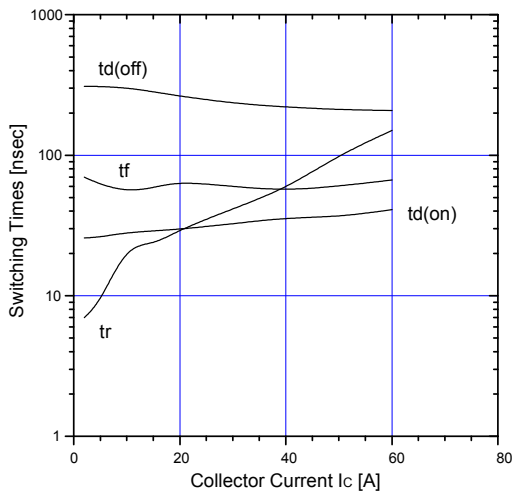
Graph.7  
Typical Capacitance  
 $V_{GE}=0V, f=1MHz, T_j=25^{\circ}C$



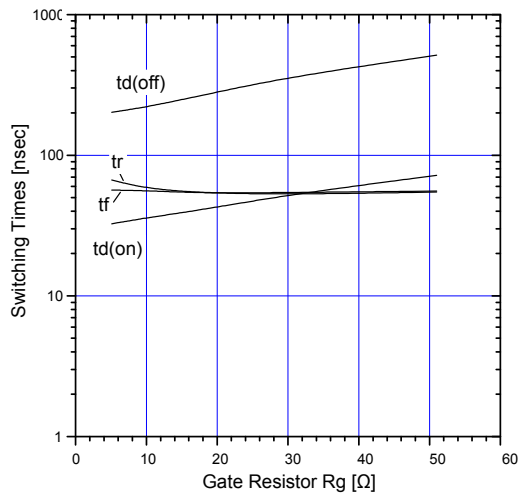
Graph.8  
Typical Gate Charge  
 $V_{cc}=600V, I_c=40A, T_j=25^{\circ}C$



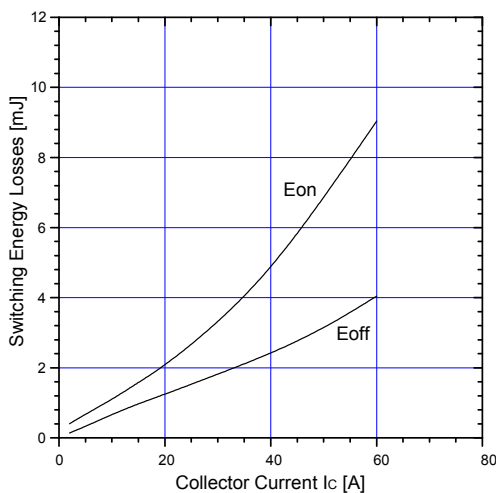
Graph.9  
Typical switching time vs. Ic  
 $T_j=175^{\circ}C, V_{cc}=600V, L=500\mu H$   
 $V_{GE}=15V, R_G=10\Omega$



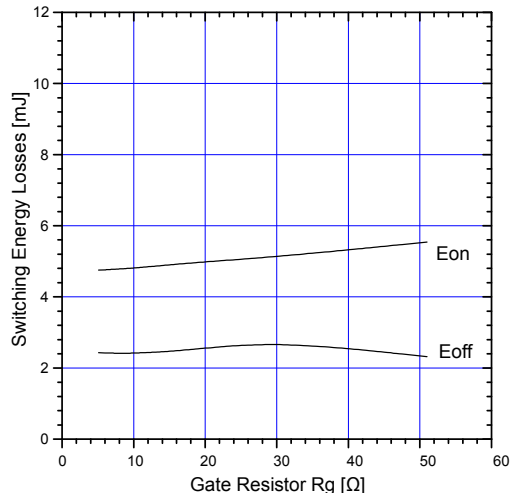
Graph.10  
Typical switching time vs. Rg  
 $T_j=175^{\circ}C, V_{cc}=600V, I_c=40A, L=500\mu H$   
 $V_{GE}=15V$



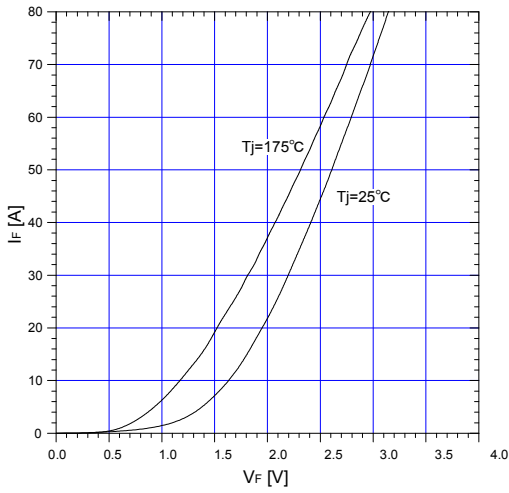
Graph.11  
Typical switching losses vs. Ic  
 $T_j=175^{\circ}C, V_{cc}=600V, L=500\mu H$   
 $V_{GE}=15V, R_G=10\Omega$



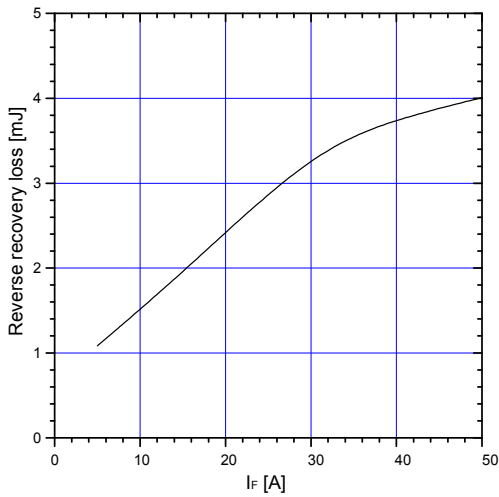
Graph.12  
Typical switching losses vs. Rg  
 $T_j=175^{\circ}C, V_{cc}=600V, I_c=40A, L=500\mu H$   
 $V_{GE}=15V$



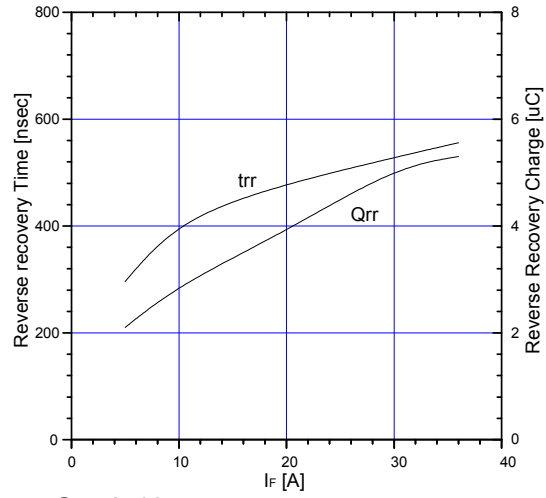
Graph.13  
FWD Forward voltage drop ( $V_F$ - $I_F$ )



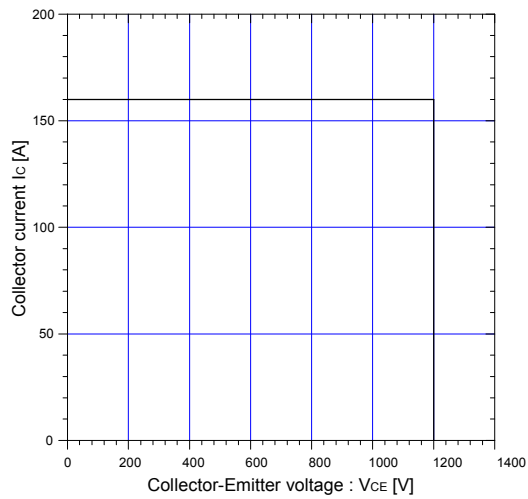
Graph.15  
Typical reverse recovery loss vs.  $I_F$   
 $T_j=175^\circ\text{C}, V_{CC}=600\text{V}, L=500\mu\text{H}$   
 $V_{GE}=15\text{V}, R_G=10\Omega$



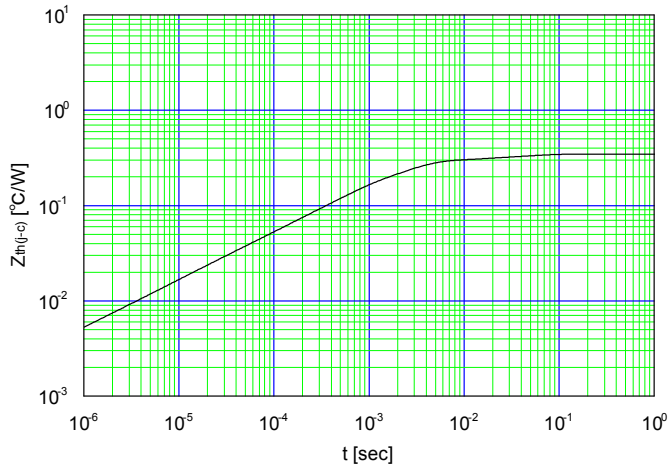
Graph.14  
Typical reverse recovery characteristics vs.  $I_F$   
 $T_j=175^\circ\text{C}, V_{CC}=600\text{V}, L=500\mu\text{H}$   
 $V_{GE}=15\text{V}, R_G=10\Omega$



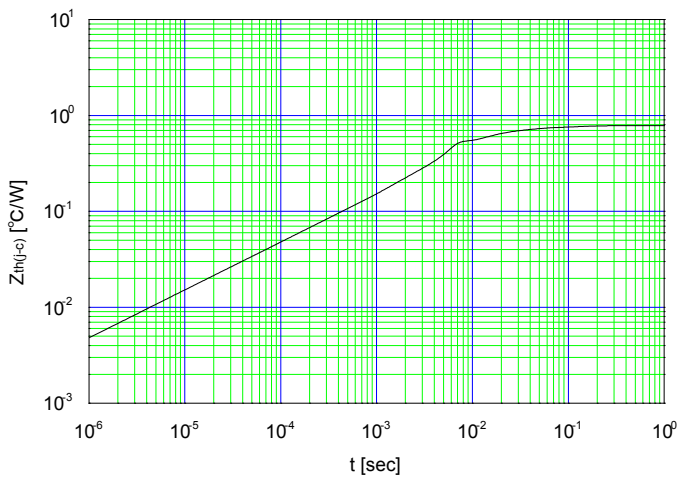
Graph.16  
Reverse biased Safe Operating Area  
 $T_j \leq 175^\circ\text{C}, V_{GE}=+15\text{V}/0\text{V}, R_G=10\Omega$



Graph.17  
Transient thermal resistance of IGBT

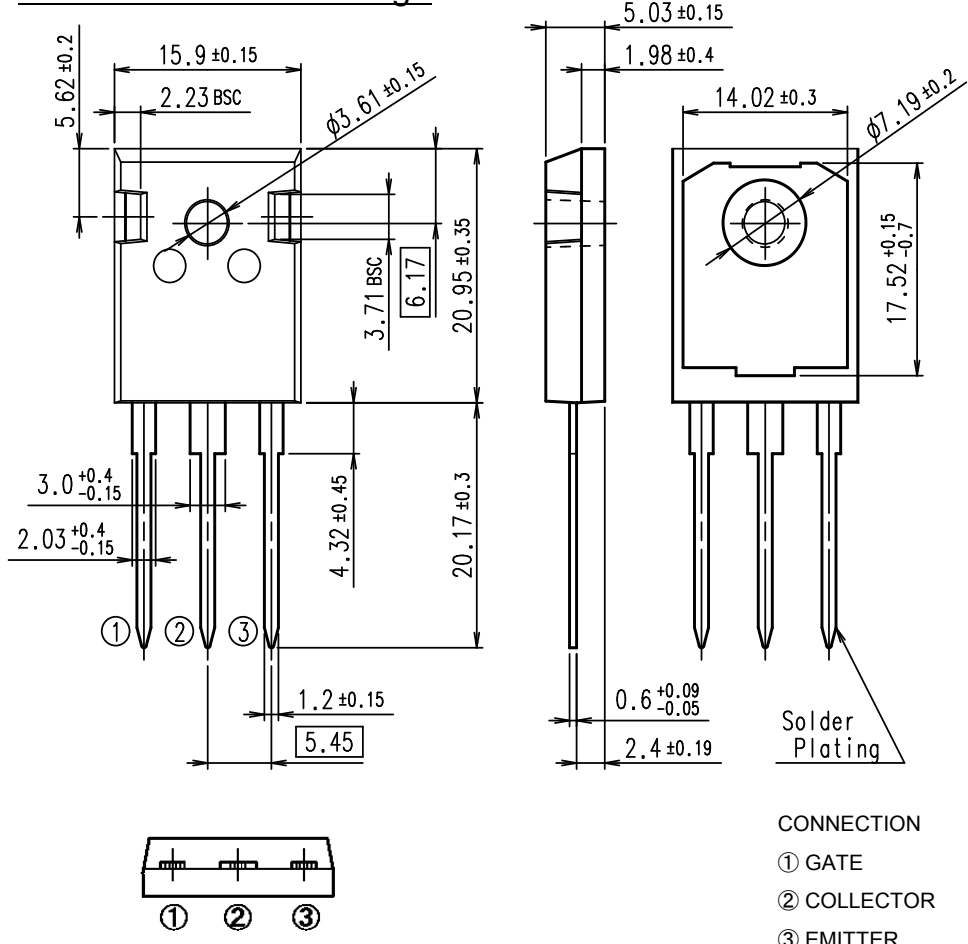


Graph.18  
Transient thermal resistance of FWD



■ Outline Drawings, mm

Outview : TO-247 Package



- CONNECTION
- ① GATE
  - ② COLLECTOR
  - ③ EMITTER

DIMENSIONS ARE IN MILLIMETERS.

**WARNING**

1. This Catalog contains the product specifications, characteristics, data, materials, and structures as of September 2016. The contents are subject to change without notice for specification changes or other reasons. When using a product listed in this Catalog, be sur to obtain the latest specifications.
2. All applications described in this Catalog exemplify the use of Fuji's products for your reference only. No right or license, either express or implied, under any patent, copyright, trade secret or other intellectual property right owned by Fuji Electric Co., Ltd. is (or shall be deemed) granted. Fuji Electric Co., Ltd. makes no representation or warranty, whether express or implied, relating to the infringement or alleged infringement of other's intellectual property rights which may arise from the use of the applications described herein.
3. Although Fuji Electric Co., Ltd. is enhancing product quality and reliability, a small percentage of semiconductor products may become faulty. When using Fuji Electric semiconductor products in your equipment, you are requested to take adequate safety measures to prevent the equipment from causing a physical injury, fire, or other problem if any of the products become faulty. It is recommended to make your design failsafe, flame retardant, and free of malfunction.
4. The products introduced in this Catalog are intended for use in the following electronic and electrical equipment which has normal reliability requirements.
  - Computers
  - OA equipment
  - Communications equipment (terminal devices)
  - Measurement equipment
  - Machine tools
  - Audiovisual equipment
  - Electrical home appliances
  - Personal equipment
  - Industrial robots etc.
5. If you need to use a product in this Catalog for equipment requiring higher reliability than normal, such as for the equipment listed below, it is imperative to contact Fuji Electric Co., Ltd. to obtain prior approval. When using these products for such equipment, take adequate measures such as a backup system to prevent the equipment from malfunctioning even if a Fuji's product incorporated in the equipment becomes faulty.
  - Transportation equipment (mounted on cars and ships)
  - Trunk communications equipment
  - Traffic-signal control equipment
  - Gas leakage detectors with an auto-shut-off feature
  - Emergency equipment for responding to disasters and anti-burglary devices
  - Safety devices
  - Medical equipment
6. Do not use products in this Catalog for the equipment requiring strict reliability such as the following and equivalents to strategic equipment (without limitation).
  - Space equipment
  - Aeronautic equipment
  - Nuclear control equipment
  - Submarine repeater equipment
7. Copyright ©1996-2016 by Fuji Electric Co., Ltd. All rights reserved.  
No part of this Catalog may be reproduced in any form or by any means without the express permission of Fuji Electric Co., Ltd.
8. If you have any question about any portion in this Catalog, ask Fuji Electric Co., Ltd. or its sales agents before using the product. Neither Fuji Electric Co., Ltd. nor its agents shall be liable for any injury caused by any use of the products not in accordance with instructions set forth herein.



# Technical Information

**IGBT Modules**

- Please refer to URLs below for further information about products, application manuals and design support.
- 关于本规格书中没有记载的产品信息，应用手册，技术信息等，请参考以下链接。
- 本データシートに記載されていない製品情報，アプリケーションマニュアル，デザインサポートは以下の URL をご参照下さい。

## FUJI ELECTRIC Power Semiconductor WEB site

日本	<a href="http://www.fujielectric.co.jp/products/semiconductor/">www.fujielectric.co.jp/products/semiconductor/</a>
Global	<a href="http://www.fujielectric.com/products/semiconductor/">www.fujielectric.com/products/semiconductor/</a>
中国	<a href="http://www.fujielectric.com.cn/products/semiconductor/">www.fujielectric.com.cn/products/semiconductor/</a>
Europe	<a href="http://www.fujielectric-europe.com/en/power_semiconductor/">www.fujielectric-europe.com/en/power_semiconductor/</a>
North America	<a href="http://www.americas.fujielectric.com/products/semiconductors/">www.americas.fujielectric.com/products/semiconductors/</a>

## Information

### 日本

1 半導体総合カタログ	<a href="http://www.fujielectric.co.jp/products/semiconductor/catalog/">www.fujielectric.co.jp/products/semiconductor/catalog/</a>
2 製品情報	<a href="http://www.fujielectric.co.jp/products/semiconductor/model/">www.fujielectric.co.jp/products/semiconductor/model/</a>
3 アプリケーションマニュアル	<a href="http://www.fujielectric.co.jp/products/semiconductor/model/igbt/application/">www.fujielectric.co.jp/products/semiconductor/model/igbt/application/</a>
4 デザインサポート	<a href="http://www.fujielectric.co.jp/products/semiconductor/model/igbt/technical/">www.fujielectric.co.jp/products/semiconductor/model/igbt/technical/</a>
5 マウンティングインストラクション	<a href="http://www.fujielectric.co.jp/products/semiconductor/model/igbt/mounting/">www.fujielectric.co.jp/products/semiconductor/model/igbt/mounting/</a>
6 IGBT 損失シミュレーションソフト	<a href="http://www.fujielectric.co.jp/products/semiconductor/model/igbt/simulation/">www.fujielectric.co.jp/products/semiconductor/model/igbt/simulation/</a>
7 富士電機技報	<a href="http://www.fujielectric.co.jp/products/semiconductor/journal/">www.fujielectric.co.jp/products/semiconductor/journal/</a>
8 製品のお問い合わせ	<a href="http://www.fujielectric.co.jp/products/semiconductor/contact/">www.fujielectric.co.jp/products/semiconductor/contact/</a>
9 改廃のお知らせ	<a href="http://www.fujielectric.co.jp/products/semiconductor/discontinued/">www.fujielectric.co.jp/products/semiconductor/discontinued/</a>

### Global

1 Semiconductors General Catalog	<a href="http://www.fujielectric.com/products/semiconductor/catalog/">www.fujielectric.com/products/semiconductor/catalog/</a>
2 Product Information	<a href="http://www.fujielectric.com/products/semiconductor/model/">www.fujielectric.com/products/semiconductor/model/</a>
3 Application Manuals	<a href="http://www.fujielectric.com/products/semiconductor/model/igbt/application/">www.fujielectric.com/products/semiconductor/model/igbt/application/</a>
4 Design Support	<a href="http://www.fujielectric.com/products/semiconductor/model/igbt/technical/">www.fujielectric.com/products/semiconductor/model/igbt/technical/</a>
5 Mounting Instructions	<a href="http://www.fujielectric.com/products/semiconductor/model/igbt/mounting/">www.fujielectric.com/products/semiconductor/model/igbt/mounting/</a>
6 IGBT Loss Simulation Software	<a href="http://www.fujielectric.com/products/semiconductor/model/igbt/simulation/">www.fujielectric.com/products/semiconductor/model/igbt/simulation/</a>
7 Fuji Electric Journal	<a href="http://www.fujielectric.com/products/semiconductor/journal/">www.fujielectric.com/products/semiconductor/journal/</a>
8 Contact	<a href="http://www.fujielectric.com/contact/">www.fujielectric.com/contact/</a>
9 Revised and discontinued product information	<a href="http://www.fujielectric.com/products/semiconductor/discontinued/">www.fujielectric.com/products/semiconductor/discontinued/</a>

### 中国

1 半导体综合目录	<a href="http://www.fujielectric.com.cn/products/semiconductor/catalog/">www.fujielectric.com.cn/products/semiconductor/catalog/</a>
2 产品信息	<a href="http://www.fujielectric.com.cn/products/semiconductor/model/">www.fujielectric.com.cn/products/semiconductor/model/</a>
3 应用手册	<a href="http://www.fujielectric.com.cn/products/semiconductor/model/igbt/application/">www.fujielectric.com.cn/products/semiconductor/model/igbt/application/</a>
4 技术信息	<a href="http://www.fujielectric.com.cn/products/semiconductor/model/igbt/technical/">www.fujielectric.com.cn/products/semiconductor/model/igbt/technical/</a>
5 安装说明书	<a href="http://www.fujielectric.com.cn/products/semiconductor/model/igbt/mounting/">www.fujielectric.com.cn/products/semiconductor/model/igbt/mounting/</a>
6 IGBT 损耗模拟软件	<a href="http://www.fujielectric.com.cn/products/semiconductor/model/igbt/simulation/">www.fujielectric.com.cn/products/semiconductor/model/igbt/simulation/</a>
7 富士电机技报	<a href="http://www.fujielectric.com.cn/products/semiconductor/journal/">www.fujielectric.com.cn/products/semiconductor/journal/</a>
8 产品咨询	<a href="http://www.fujielectric.com/contact/">www.fujielectric.com/contact/</a>
9 产品更改和停产信息	<a href="http://www.fujielectric.com.cn/products/semiconductor/discontinued/">www.fujielectric.com.cn/products/semiconductor/discontinued/</a>