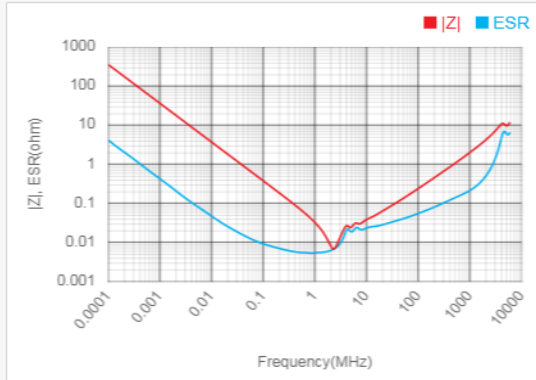


CL31B475KAHZW6

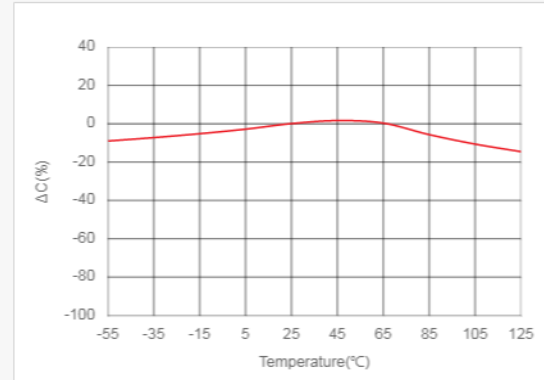
Specifications

Property	Nominal Capacitance	Capacitance Tolerance	Rated Vdc	TCC	Size	Length	Width	Thickness
Value	4.7 μ F	$\pm 10\%$	25.0Vdc	X7R	1206(unit:inch), 3216(unit:mm)	3.20 \pm 0.20mm	1.60 \pm 0.20mm	1.60 \pm 0.20mm

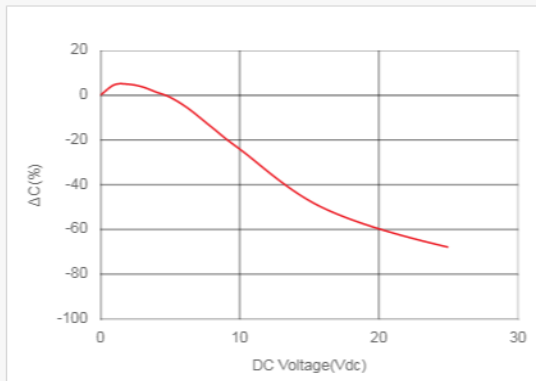
Data Graph



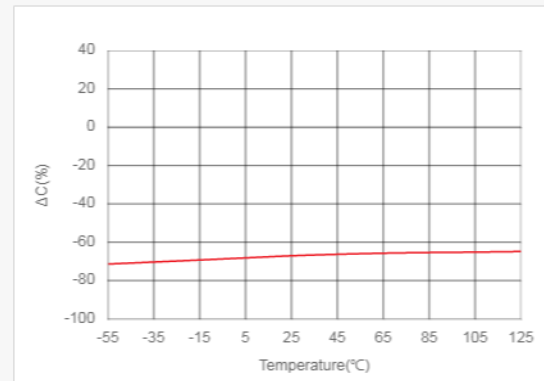
Frequency Characteristics
 Network Analyzer



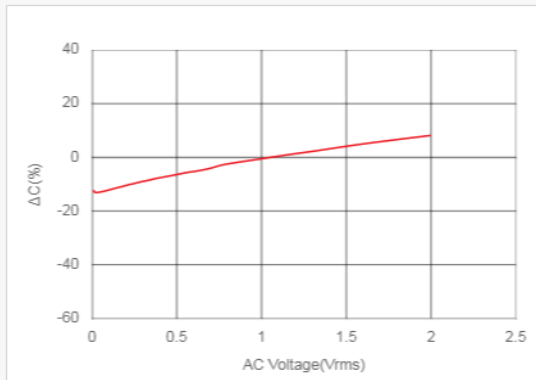
Temperature Characteristics of Capacitance(TCC)
 LCR meter, 1kHz, 1Vrms



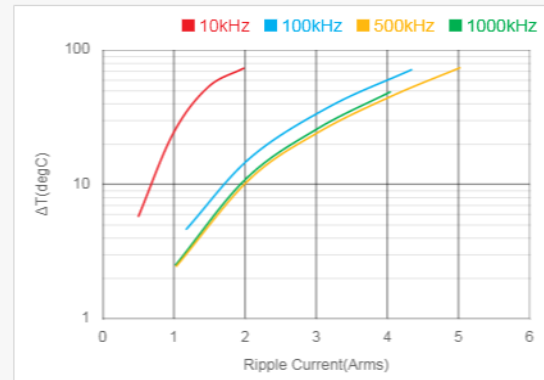
DC Bias Characteristics
 LCR meter, 1kHz, 1Vrms



Bias TCC Characteristics
 LCR meter, 1kHz, 1Vrms, 12.5Vdc



AC Voltage Characteristics
 LCR meter, 1kHz



Temperature Rise by Ripple Current



Any data in this sheet are subject to change, modify or discontinue without notice. The data sheets include the typical data for design reference only. If there is any question regarding the data sheets, please contact our sales personnel or application engineers.