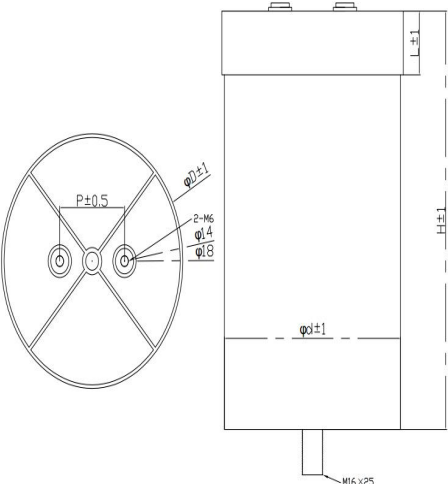




CRC NEW ENERGY

APPROVAL SHEET

TO: _____ .

Main Materials		Mark & Outline	
ITEMS	NAME		
Film	Metalized Polypropylene film		
Electrode	M6×10 Cu terminal		
Epoxy	Flame-retardant Epoxy-Black		
Case	AL case		

	MKP-FS
	550 μ F \pm 10%
	Date code 2000VDC
	LOT NO.: 传票号
	www.csdcap.com
	深圳市创容新能源有限公司

Part No.	TYPE	Dimensions (mm)					NOTE
		D	d	H	L	P	
FS7110	MKP-FS 550 μ F K2000VDC	140	136	230	35	50	

CUSTOMER CONFIRM			CR OFFER		
APPROVED BY	CHECKED BY	STAMP	APPROVED BY	STAMP	MADE BY
					闫佳佳
DATE			DATE	2020-08-27	

SHENZHEN CRC NEW ENERGY CO., LTD

6th and 7th Floor R&D Building, Yanchuan North Industrial Park,

Songgang Town, Baoan District, Shenzhen, China

TEL: +86 - 0755 - 29948883 / 29948998 FAX: +86 - 0755 - 29948906 <http://www.csdcap.com>

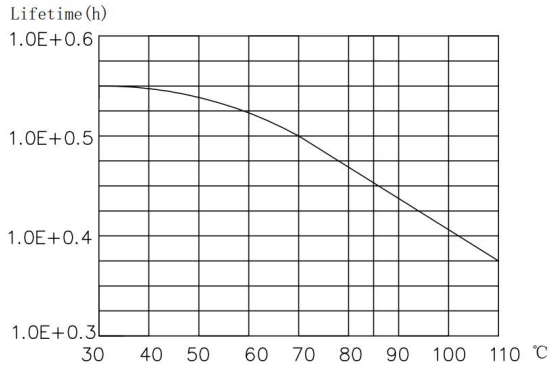
CRC-BDE-08

Technical data

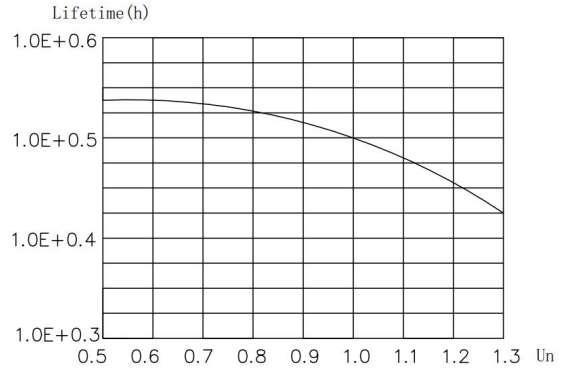
Rated capacitance	C_N	$550\mu\text{F} \pm 10\%$						
Rated voltage	U_N	2000V.DC						
Non-recurrent surge voltage	U_s	3000V.DC						
Maximum current	I_{rms}	80A						
Maximum peak current	\hat{i}	3.9kA						
Maximum surge current	I_s	11.7KA						
Series resistance	R_s	$\leq 1\text{m}\Omega$						
Tangent of the loss	$\tan \delta$	$\leq 0.0020(100\text{Hz})$						
Insulation Resistance	$C \times R_{is}$	$> 5000\text{S}$						
Self inductance	L_e	$< 50\text{nH}$						
Lowest operating temperature	Θ_{min}	-40°C						
Maximum operating temperature	Θ_{max}	105°C						
Operating humidity	RH	0~95%						
Storage temperature	$\Theta_{storage}$	$-40^\circ\text{C} \sim 105^\circ\text{C}$						
Service life@ U_N and 70°C		100000h						
Failure quota		$< 100\text{Fit}$						
Test data								
Voltage test between terminals	V_{tt}	3000V.DC/10S						
Voltage test between terminal to case	V_{tc}	3000V.AC/10S						
<table border="1" style="width: 100%; border-collapse: collapse;"> <tbody> <tr> <td rowspan="5" style="text-align: center; vertical-align: middle;">过电压</td> <td>1.1 U_N (30% of on-load-dur.)</td> </tr> <tr> <td>1.15 U_N (30min/day)</td> </tr> <tr> <td>1.2 U_N (5min/day)</td> </tr> <tr> <td>1.3 U_N (1min/day)</td> </tr> <tr> <td>1.5 U_N (30ms every time, 1 000times during the life of the capacitor)</td> </tr> </tbody> </table>			过电压	1.1 U_N (30% of on-load-dur.)	1.15 U_N (30min/day)	1.2 U_N (5min/day)	1.3 U_N (1min/day)	1.5 U_N (30ms every time, 1 000times during the life of the capacitor)
过电压	1.1 U_N (30% of on-load-dur.)							
	1.15 U_N (30min/day)							
	1.2 U_N (5min/day)							
	1.3 U_N (1min/day)							
	1.5 U_N (30ms every time, 1 000times during the life of the capacitor)							
Operating altitude		2000m (max)						
Terminal tightening torque		---						

Electrical Characteristics of Film Capacitor

1. Lifetime Expectancy

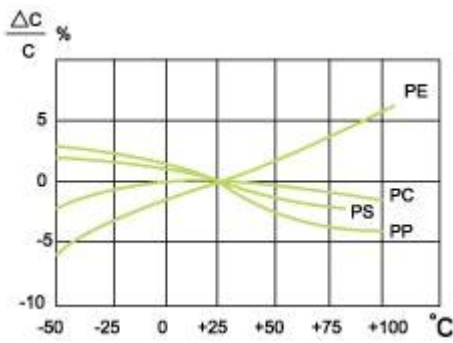


Life time Expectancy of charge temperature

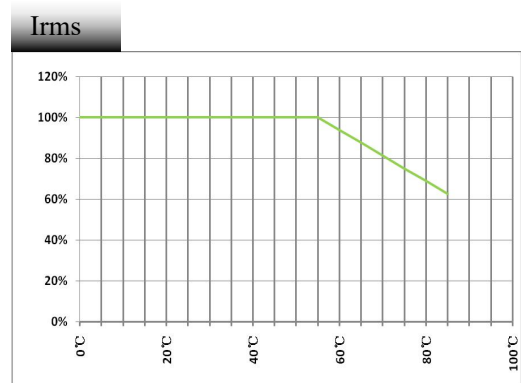


Life time Expectancy of charge voltage

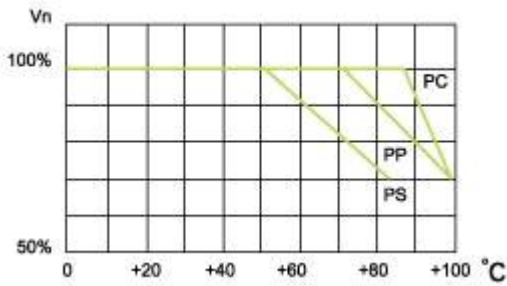
2. Temperature Characteristics



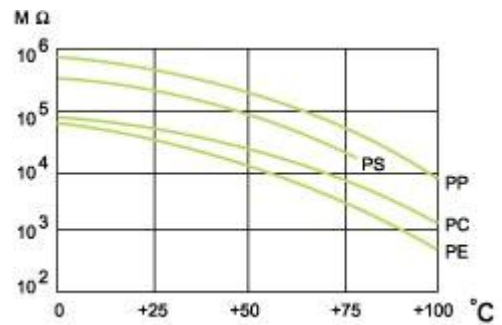
Capacitance vs. Temperature



Operation current vs. Temperature

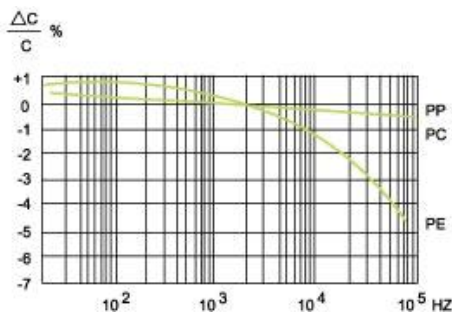


Operation voltage vs. Temperature

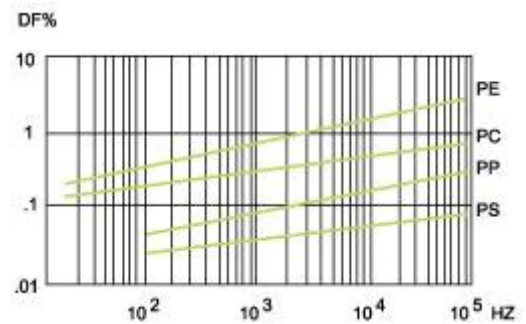


(CR value) IR vs. Temperature

3. Frequency Characteristics



Capacitance vs. Frequency



Dissipation Factor vs. Frequency